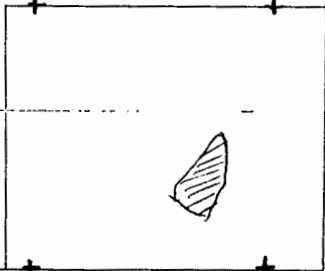




GIZA PLATEAU MAPPING PROJECT

Grid Square(s) 201 & G31	Area KKT	Context Type DEPOSIT	Central Coords	Context 28361																																	
DEPOSIT			CUT																																		
1. Compaction 2. Colour 3. Composition/Particle Size (Over 10%) 4. Inclusions (Under 10%) occa / mod / freq 5. Thickness and extent 6. Top and bottom boundaries 7. Other comments 8. Method and conditions		1/ Firm to compact	1. Shape in plan 2. Corners 3. Dimension/Depth 4. Break of slope-top 5. Sides 6. Break of slope-base 7. Base 8. Orientation 9. Inclination of axis 10. Truncated (if known) 11. Fill #s 12. Other comments Draw profile overleaf																																		
		2/ Mid yellowish white																																			
		3/ Limestone frags 0.05 - 0.10m, sand 20%																																			
		4/ Occasional pot																																			
		5/ N-S = 1.00m ; E-W = 0.55m																																			
		6/ -																																			
Type of feature:																																					
Stratigraphic Matrix																																					
<table style="width: 100%; text-align: center;"> <tr> <td><input type="checkbox"/></td><td><input type="checkbox"/></td><td><input type="checkbox"/></td><td><input type="checkbox"/></td><td><input type="checkbox"/></td><td><input type="checkbox"/></td><td><input type="checkbox"/></td><td><input type="checkbox"/></td><td><input type="checkbox"/></td><td><input type="checkbox"/></td><td><input type="checkbox"/></td> </tr> <tr> <td colspan="3">This context is</td> <td><input type="checkbox"/></td><td><input type="checkbox"/></td><td><input type="checkbox"/></td><td><input type="checkbox"/></td><td><input type="checkbox"/></td><td><input type="checkbox"/></td><td><input type="checkbox"/></td><td><input type="checkbox"/></td> </tr> <tr> <td colspan="3"></td> <td><input type="checkbox"/></td><td><input type="checkbox"/></td><td><input type="checkbox"/></td><td><input type="checkbox"/></td><td><input type="checkbox"/></td><td><input type="checkbox"/></td><td><input type="checkbox"/></td><td><input type="checkbox"/></td> </tr> </table>					<input type="checkbox"/>	<input type="checkbox"/>	<input type="checkbox"/>	<input type="checkbox"/>	<input type="checkbox"/>	<input type="checkbox"/>	<input type="checkbox"/>	<input type="checkbox"/>	<input type="checkbox"/>	<input type="checkbox"/>	<input type="checkbox"/>	This context is			<input type="checkbox"/>	<input type="checkbox"/>	<input type="checkbox"/>	<input type="checkbox"/>	<input type="checkbox"/>	<input type="checkbox"/>	<input type="checkbox"/>	<input type="checkbox"/>				<input type="checkbox"/>	<input type="checkbox"/>	<input type="checkbox"/>	<input type="checkbox"/>	<input type="checkbox"/>	<input type="checkbox"/>	<input type="checkbox"/>	<input type="checkbox"/>
<input type="checkbox"/>	<input type="checkbox"/>	<input type="checkbox"/>	<input type="checkbox"/>	<input type="checkbox"/>	<input type="checkbox"/>	<input type="checkbox"/>	<input type="checkbox"/>	<input type="checkbox"/>	<input type="checkbox"/>	<input type="checkbox"/>																											
This context is			<input type="checkbox"/>	<input type="checkbox"/>	<input type="checkbox"/>	<input type="checkbox"/>	<input type="checkbox"/>	<input type="checkbox"/>	<input type="checkbox"/>	<input type="checkbox"/>																											
			<input type="checkbox"/>	<input type="checkbox"/>	<input type="checkbox"/>	<input type="checkbox"/>	<input type="checkbox"/>	<input type="checkbox"/>	<input type="checkbox"/>	<input type="checkbox"/>																											
Your interpretation:																																					
		<input checked="" type="radio"/> Internal	<input type="radio"/> External	<input type="radio"/> Structural	<input type="radio"/> Other (specify)																																
Your discussion:																																					
<p style="font-size: 1.2em;">Limestone surface -</p>																																					
Placement in square																																					
<table border="1" style="width: 100%; height: 100px;"> <tr> <td style="width: 50%;"></td> <td style="width: 50%; text-align: center;">  </td> </tr> </table>																																					
																																					
Context same as:			See contexts:																																		
Site Book Refs:			Matrix phase: 4/5																																		
			Initials and date LMY 20-ii-07																																		
Checked Interpretation:																																					
Provisional period			Group/Phase																																		
			Initials and date ELL 4/jul/07																																		

Context Number 28361	GPMP 2007
-----------------------------	------------------

Bag Numbers

Ceramics	Objects
Environmental Samples & Type	Exotics
Charcoal	
	Other
Bones	
Lithics	
Photographs	

Drawings

Plans 2007-184	Sections
Top Elevation 20,85.	Bottom Elevations

Sketch Plan



TBM	21,38	
BS	1,24	
ZH	22,62	
TI	FS	RL
	1,77	20,85