




GIZA PLATEAU MAPPING PROJECT

Grid Square(s) 201- G32	Area KICT	Context Type CUT	Central Coords	Context 28464
DEPOSIT		1/ SUB-CIRCULAR	CUT	
1. Compaction 2. Colour 3. Composition/Particle Size (Over 10%) 4. Inclusions (Under 10%) occa / mod / freq 5. Thickness and extent 6. Top and bottom boundaries 7. Other comments 8. Method and conditions		2/ ROUNDER	1. Shape in plan	
		3/ N-S = 0.53m, E-W = 0.53m; NORTH = 0.68m	2. Corners	
		4/ FINELY SHARP	3. Dimension/Depth	
		5/ SLOPED AT 60°	4. Break of slope-top	
		6/ SLIGHTLY CONCRETE	5. Sides	
		7/ N/A	6. Break of slope-base	
		8/ -	7. Base	
		9/ -	8. Orientation	
		10/ -	9. Inclination of axis	
		11/ 286 (28463)	10. Truncated (if known)	
		12/ -	11. Fill #s	
				12. Other comments
		Draw profile overleaf		


Type of feature:

Stratigraphic Matrix



This context is

28464



Your interpretation:

Internal

External

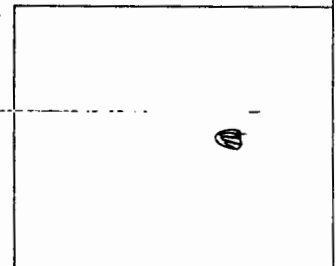
Structural

Other (specify)

Your discussion:

EMILY PIT FROM AVIATION

Placement in square



Context same as:

See contexts:

Site Book Refs:

Matrix phase: (2)

Initials and date

CMY 27-11-07

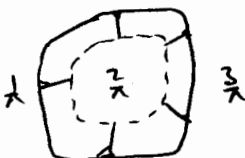
Checked Interpretation:

Provisional period

Group/Phase

Initials and date

CU 4/iii/07

Context Number	28464	GPMP																								
Bag Numbers																										
Ceramics		Objects																								
Environmental Samples & Type		Exotics																								
Charcoal																										
		Other																								
Bones																										
Lithics																										
Photographs	305911-3																									
Drawings																										
Plans	P28464	Sections																								
Top Elevation	20.62	Bottom Elevations																								
		20.50																								
Sketch Plan																										
																										
<table style="margin-left: auto; margin-right: auto;"> <tr> <td>TBM</td> <td>19.22</td> <td></td> </tr> <tr> <td>BS</td> <td>1.49</td> <td></td> </tr> <tr> <td>HH</td> <td>20.77</td> <td></td> </tr> <tr> <td colspan="3"> </td> </tr> <tr> <td>π</td> <td>FS</td> <td>RL</td> </tr> <tr> <td>1</td> <td>0.19</td> <td>20.58</td> </tr> <tr> <td>2</td> <td>0.27</td> <td>20.50</td> </tr> <tr> <td>3</td> <td>0.15</td> <td>20.62</td> </tr> </table>			TBM	19.22		BS	1.49		HH	20.77					π	FS	RL	1	0.19	20.58	2	0.27	20.50	3	0.15	20.62
TBM	19.22																									
BS	1.49																									
HH	20.77																									
π	FS	RL																								
1	0.19	20.58																								
2	0.27	20.50																								
3	0.15	20.62																								